

# Tor Viking



## **SLJT**

Anchor handling tug supply vessel – icebreaker

Class: DNV, +1A1, Tug/Supply Vessel, SF, E0,  
Dynpos-AUT-R, Icebreaker ICE 10, Heldk-SH,  
W1-OC, Official No: IMO

# Dimensions and particulars

Delivered 2001 by Havyard Leirvik AS, Norway

## Main dimensions:

Length o.a	83,70 m
Length between perp.	75,20 m
Beam	18,00 m
Depth to main deck	8,50 m
Draft, scantling	7,20 m
Draft, design	6,00 m
DWT	3 000 mt on 7,2 m
GT	4 000 mt
NT	1 200 mt

## Deck capacities:

Deck area	603 m <sup>2</sup> (40,2 x 15,00)
Deck load	1 350 mt (VCG 1,0 m)
Deck strength	5–10 mt/m <sup>2</sup>
Cargo rail height	3 000 mm
Bulwark height	1 200/1 500 mm

## Cargo tank capacities and discharge rates:

Dry bulk	4 tanks, tot 283 m <sup>3</sup>
	2x25 m <sup>3</sup> /h compressors–80 psi
	Two discharge systems
	Discharge rate 2x75 t/h at 90 m head
Potable water	724 m <sup>3</sup>
Drillwater/ballast	1 113 m <sup>3</sup>
Brine (sg 2,5)	400 m <sup>3</sup>
Liquid mud (sg 2,8)	657 m <sup>3</sup>
Base oil	242 m <sup>3</sup>
Marine Gas Oil	1190 m <sup>3</sup>
Diesel overflow	21 m <sup>3</sup>
Diesel service/settl	2 x 20 m <sup>3</sup>

## Machinery:

2 x MAK 8M32 in line (father) 3840 kW  
 2 x MAK 6M32 in line (son) 2880 kW  
 Total of 18 300 HP (13 440 kW)

## Main propellers:

Two KaMeWa 4 blades in nozzle, dia 4 m, 145 rpm

## Rudders:

Two spade rudders, 2 x 45 deg, split or synchronized

## Bow thrusters:

One Brunvoll tunnel 1200 BHP  
 One Brunvoll nozzle rotatable/retractable 1200 BHP

## Stern Thrusters:

One Brunvoll tunnel 1200 BHP

## Speed and Consumption:

16 knots (72%)–42,7 mt per 24 hrs  
 12 knots (23%)–15,6 mt per 24 hrs  
 10 knots (13%)–8,6 mt per 24 hrs

## Bollard Pull:

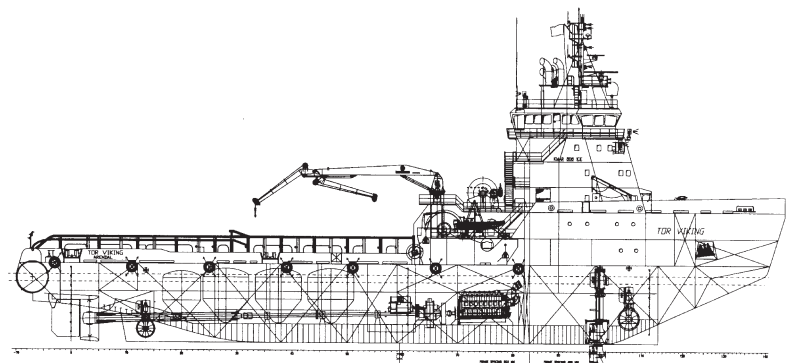
Min 200 tonnes continuous forward  
 Min 120 tonnes continuous astern

## Auxiliary engines and generators:

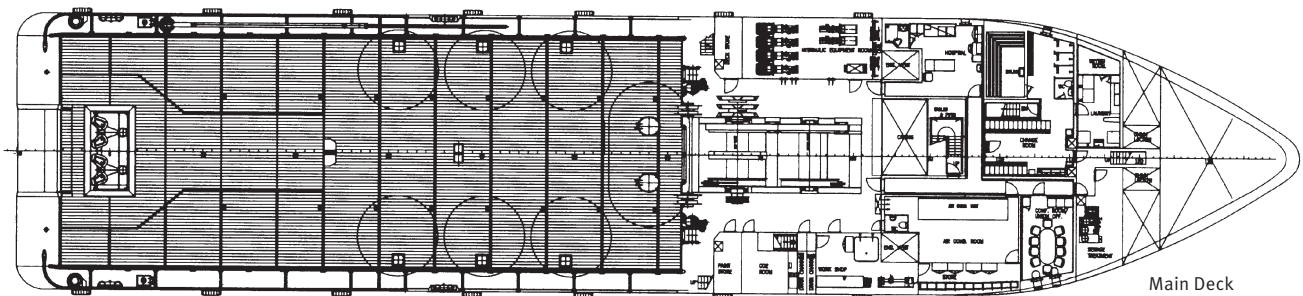
Two shaft generators powered by the "sons"  
 Two diesel harbour generators sets, each 400 kW  
 Emergency generator, 130 kW  
 Supply system: 690/400/230V–50Hz

## Towing/Anchor handling equipment:

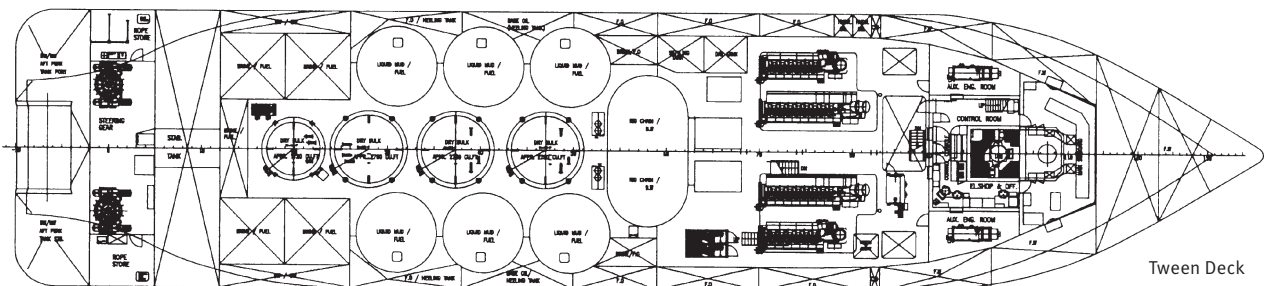
AHT winch Brattwag BSL 400 WX/SL 400 WX,  
 400 tonnes pull–550 tonnes brakeholding  
 One AHT drum, declutchable with dividing  
 One AHT drum, off declutchable  
 Cable lifters, Rig chain lockers, 2 x rope reels  
 Stern roller, SWL 500 tonnes  
 Shark jaw, SWL 500 tonnes



Profile



Main Deck



Tween Deck